

Hello World Digital Circuit 2019

How to Register and Upload Images.

PLEASE FOLLOW THE STEPS MENTIONED BELOW:

Step 1: Under Circuit menu, click Entry Form.



HOME CIRCUIT CONTACT DOWNLOAD

Entry Form

FILL THE BELOW FORM TO REGISTER

Length for horizontal image longest side must be 1024 pixels. Length for vertical image longest side must be 768 pixels. The image file must be in JPEG format. Please submit images with 72 dpi resolution & colour space sRGB File size of the Image should not exceed 1MB. While filling up the entry form, Please give full titles as you want them to be printed in the catalogue. Titles should not be unduly long max 35 characters.

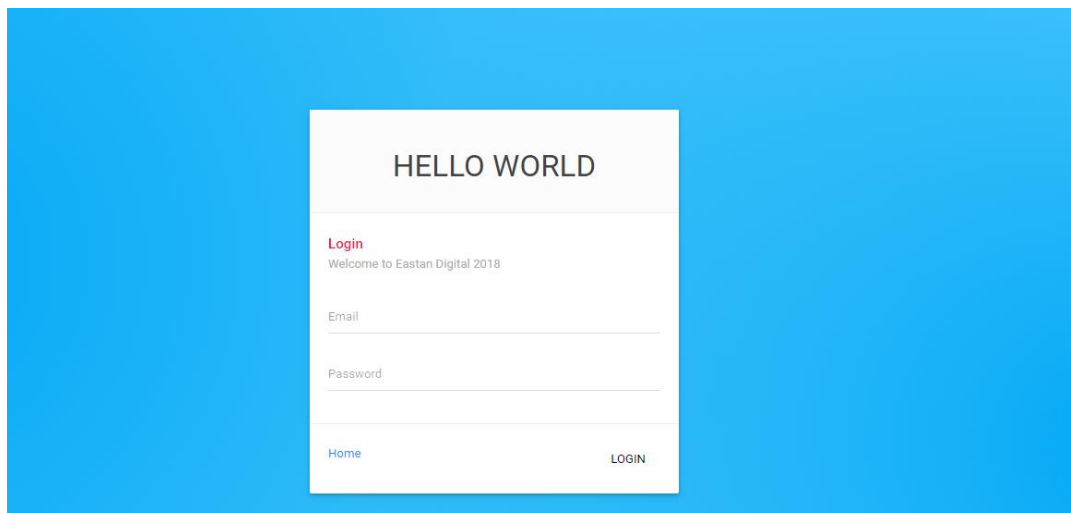
* are the mandatory field

| | |
|---------------------------------------|----------------------|
| REGISTRATION CODE | FIRST NAME |
| <input type="text" value="2018HW02"/> | <input type="text"/> |
| LAST NAME | EMAIL |
| <input type="text"/> | <input type="text"/> |

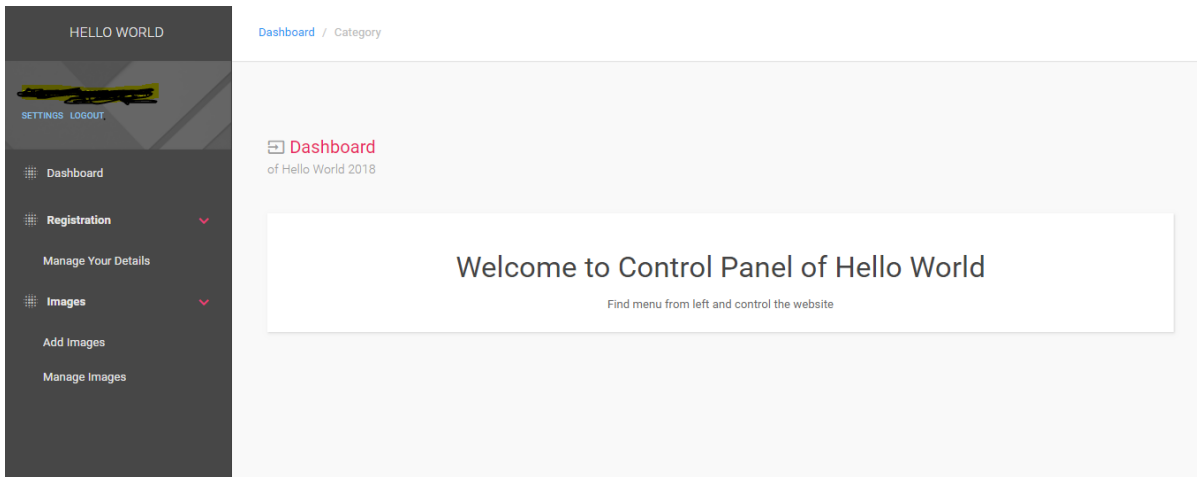
Step 2: Fill the entry form and please check the Read all... condition check box.

| | | |
|--|--|----------------------|
| PHONE | ADDRESS | |
| <input type="text"/> | <input type="text"/> | |
| CITY | STATE | |
| <input type="text"/> | <input type="text"/> | |
| COUNTRY | ZIPCODE | |
| <input type="text" value="Afghanistan"/> | <input type="text"/> | |
| CLUBNAME | PAYMENT MODE | PASSWORD |
| <input type="text"/> | <input type="text" value="Bank / Paypal"/> | <input type="text"/> |
| <input type="checkbox"/> Read All Condition & Accepted | <input type="button" value="SEND"/> | |

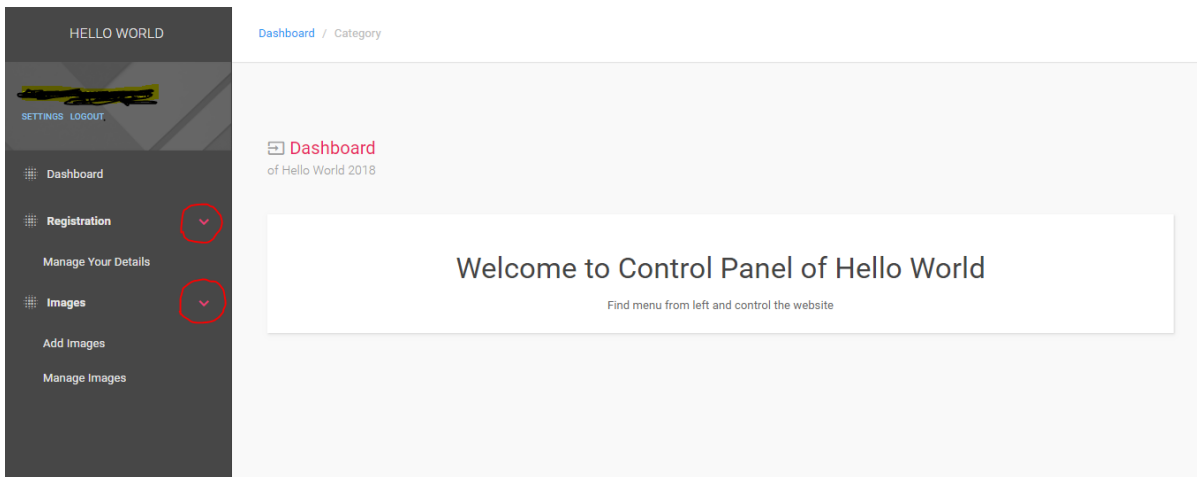
Step 3: Go to LOGIN at the right hand corner of main page and you will land here:



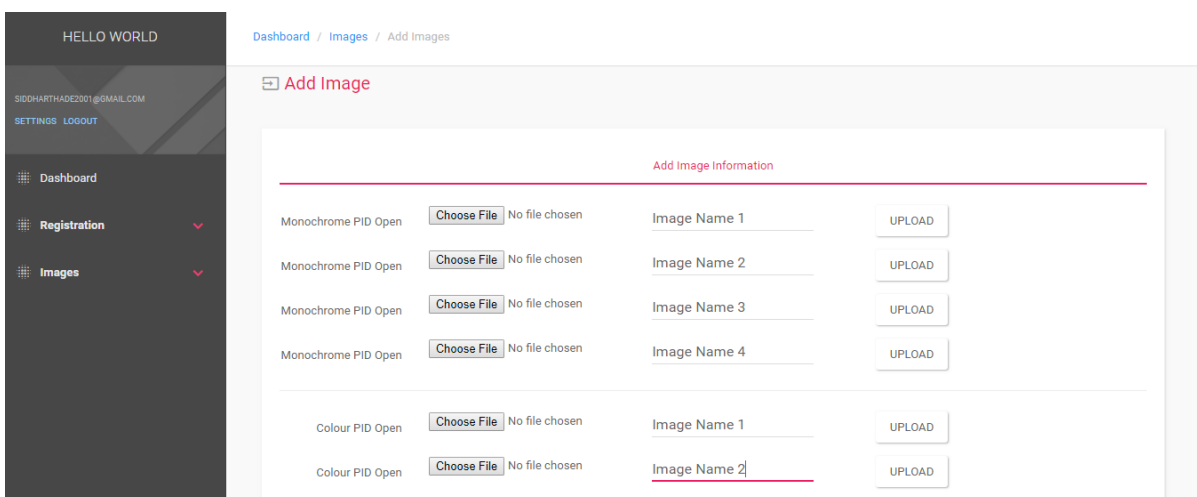
Step 4: After giving your email and password properly, you will come here.



Step 5: Click on the red arrow beside Registration to edit your personal details and Images to add/edit/delete your images.



Step 6: Finally, upload your images and submit. You will get a confirmation email as you confirm.



Thank You